

Mostra Nuova

A MARK SIMONSON STUDIO FONT

USER GUIDE

Congratulations on purchasing a license to Mostra Nuova. This guide will help you get the most from your new font software. Mostra Nuova uses advanced OpenType technology to provide stylistic options not possible in older font formats.

Alternate Character Forms. To maximize stylistic options, an abundance of alternate characters have been designed. These may be used three ways: Stylistic Sets, the Glyph palette, or by using a “Stylistic Alternates” button or menu item. Availability of these three methods depends on the application you are using. (TABLE A below lists common applications and the methods they provide. Check your application’s documentation for more information about working with alternate characters in OpenType fonts.)

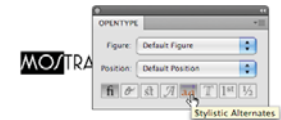
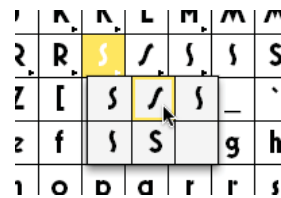
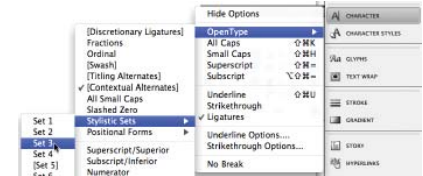
Stylistic Sets. There are 20 Stylistic Sets (1–20) in Mostra Nuova. Sets 1–4 are each composed of selected alternate characters that give Mostra Nuova four distinct looks. The rest can be used individually or in combinations to create your own looks. (See TABLE B on the next page for a complete listing of Stylistic Sets in Mostra Nuova and their effects. See the documentation of your application for instructions on using Stylistic Sets.)

Glyph Palette. Most OpenType-savvy applications include a Glyph palette that provides access to every character in a font. This is a convenient way to change or insert a single alternate character into your text. Characters that have multiple forms are marked with a small right-pointing triangle in the lower right corner of the character cell, enabling you to choose a different form. (See your application’s manual for more info about using the Glyph palette.)

Stylistic Alternates. Some programs also provide a button or menu item labeled “Stylistic Alternates.” This changes the selected character to an alternate form, if any. When there are multiple alternate forms, only the first one can be chosen with this method. See your application’s manual for more info.

Case-sensitive Forms. Certain characters, such as the hyphen, dashes, bullet and other punctuation, are aligned to the height of the lowercase by default. However, when you choose the all-caps style (instead of using the shift key or caps lock key), they will align on the caps instead.

MOSTRA mostra
MOSTRA mostra
MOSTRA mostra
MOSTRA mostra



¡X-ray! ¡X-RAY!

TABLE A

	Stylistic Sets	Glyph Palette	Stylistic Alternates
Adobe InDesign 1.0, 2.0, CS		Yes	
Adobe InDesign CS2, CS3, CS4	Yes	Yes	
Adobe Illustrator CS, CS2, CS3, CS4		Yes	Yes
Adobe Photoshop CS, CS2, CS3, CS4			Yes
QuarkXPress 7.0, 8.0		Yes	

Notes: Adobe Photoshop will accept text containing alternate characters, via the clipboard, from Adobe Illustrator. Adobe Fireworks CS4 will accept text containing alternate characters from Adobe Illustrator or Adobe Photoshop. Other applications support alternate characters to varying degrees. Consult your documentation for more information.

TABLE B

Off (Default)

On (Set Applied)

Stylistic Set 1	A E F G K Q R S Y Æ a e g i j k s æ œ	A E F G K Q R S Y Æ a e g i j k s æ œ
Stylistic Set 2	A C G Q S c s u	A C G Q S c s u
Stylistic Set 3	A E F Q i j	A E F Q i j
Stylistic Set 4	M Q S s	M Q S s
Stylistic Set 5	M W	M W
Stylistic Set 6	A	A
Stylistic Set 7	C G c	C G c
Stylistic Set 8	G	G
Stylistic Set 9	G	G
Stylistic Set 10	K k	K k
Stylistic Set 11	M	M
Stylistic Set 12	R	R
Stylistic Set 13	S s	S s
Stylistic Set 14	S s	S s
Stylistic Set 15	S s	S s
Stylistic Set 16	Y	Y
Stylistic Set 17	a æ œ	a æ œ
Stylistic Set 18	e æ œ œ	e œ œ œ
Stylistic Set 19	g	g
Stylistic Set 20	Z	Z

Notes: Sets 1–4 provide selected “recipes” of alternate characters designed to give Mostra Nuova a specific look. The remaining sets can be combined (when software allows) to create your own custom recipes or used alone to change only a few characters (or even just one). Accented characters are not shown in this table, but are fully represented in the Stylistic Sets. Certain stylistic alternates have little or no effect in some weights (the alternate "K" in Heavy and Black, for example).

